

Depyrogenation Tunnel PST-45/240



Specifications	
Dimensions (L x W x H)	2870 x 1740 x 2374 mm
Working Surface Height	851 mm x 978 mm (33.5 in x 38.5 in)
HMI	Allen Bradley PanelView
PLC	Allen Bradley CompactLogix
Belt	450 mm wide, 304 stainless steel
Belt Drive	Frequency controlled AC-motor 0.2KVA
Air Flow in Chambers	Automatically adjusted
Air Pressure in Chambers	Monitored and automatically adjusted
DOP In All Three Chambers	Included
Contact Parts	AISI-316L stainless steel
Machine Frame	AISI-304 stainless steel
Panels & Covers	AISI-304 stainless steel
Electrical Cabinet	Enclosed in machine frame
Door Height Settings (x3)	Servo motors, automatic, part of recipe
HEPA Filter In-feed Chamber	457 x 457 x 150 mm
HEPA Filter Sterilizing Chamber	457 x 610 x 150 mm
HEPA Filter Cooling Chamber	457 x 610 x 150 mm
Heating Elements (x18)	SCR controlled
Heating-up Time to 320 °C	Approximately 20 mins
Working Temperature	320 °C (Max 350 °C)
Pressure Monitoring	Pressure transmitters
Utility Requirement	45 kVA, 480 volt, three phase, 60 Hz 1500 - 2000 meters/hour chilled water
Weight	Approximately 1,800 kg (3,970 lbs)



Additional Options

Recipe Development For Additional Sizes

TP-1 Tunnel Loader

Starwheel Tunnel Loader

Automatic Last Vial Removal

Cooling Water Heat Exchanger

Sterilization Of The Cooling Zone

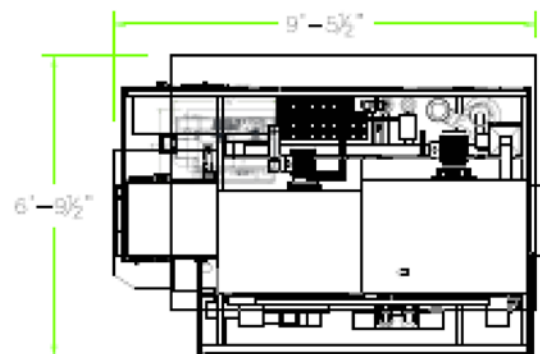
In Process Particle Monitoring

21 CFR 11 Package

UL Approved Electrical Cabinet

Validation Documentation

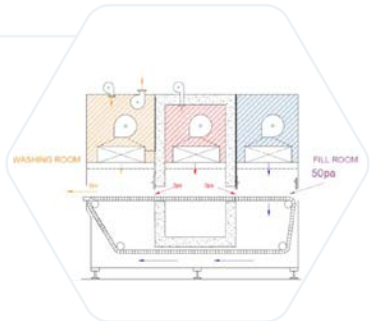
Vials	OD	Height	Output
ML	MM	MM	VPM
2	16	35	120
5	20.8	41.3	71
10	24	45	59
30	30	75	34
50	42.5	73	14
100	52.6	94.5	8
250	64	150	TBD
500	77.5	177	TBD



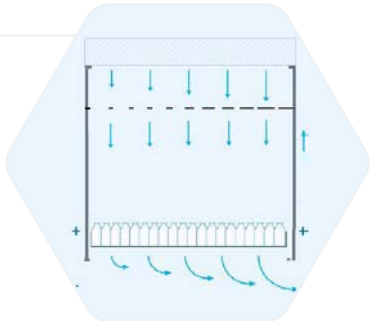
Overview

- 1**


Balanced airflow within the hot zone, cool zone and in-feed zone while guaranteeing the thermal process regardless of cleanroom pressure fluctuations up to 50 Pascal.


- 2**


Air flow compensation grids balance air velocity across the width of the vial transfer belt providing optimum temperature control.


- 3**

A specially designed nonviable particulate collector (which is cooled by chilled water) is used in the hot zone. Particle counts are obtained from all three zones to provide "in process" control of the zone classifications.


- 4**

An optional pusher is available to assist the last vials of the batch across the exit dead plate. No vials will remain in the tunnel.


- 5**

The cool zone can be sterilized by heat.

