

Depyrogenation Tunnel PST-30/160



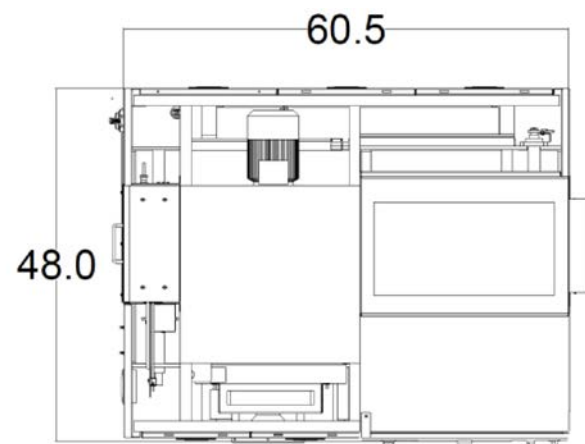
Specifications	
Dimensions (L x W x H)	1537 x 1220 x 2245 mm
Working Surface Height	851 mm x 978 mm (33.5 in x 38.5 mm)
HMI	Allen Bradley PanelView
PLC	Allen Bradley CompactLogix
Belt	300 mm wide, 304 stainless steel
Belt Drive	Frequency controlled AC-motor
Air Flow in Chambers	Automatically adjusted
Air Pressure in Chambers	Monitored and automatically adjusted
DOP In All Three Chambers	Included
Vial Contact Parts	AISI-304 stainless steel
Machine Frame	AISI-304 stainless steel
Panels & Covers	AISI-304 stainless steel
Electrical Cabinet	Enclosed in machine frame
Door Height Settings (x3)	Manual
Discharge Last Row of Vials	Manual
Heating Elements (x10)	SCR controlled
Heating-up Time to 300 °C	Approximately 30 mins
Working Temperature	290 °C - 320 °C (Max 350 °C)
Pressure Monitoring	Pressure transmitters
Heat Rejection	55,000 BTU/hour maximum
Exhaust	Maximum flow rate 1650 cfm Average exhaust temperature 30 °C
Utility Requirements	480 volt, three phase, 60 Hz
Weight	Approximately 1,300 kg (2,870 lbs)



Additional Options

Recipe Development For Additional Sizes
TP-1 Tunnel Loader
Starwheel Tunnel Loader
Automatic Last Vial Removal
Cooling Water Heat Exchanger
Sterilization Of The Cooling Zone
In Process Particle Monitoring
21 CFR 11 Package
UL Approved Electrical Cabinet
Validation Documentation

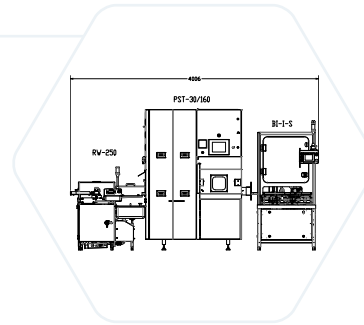
Vials	OD	Height	Output
ML	MM	MM	VPM
2	16	35	120
5	20.8	41.3	71
10	24	45	59
30	30	75	34
50	42.5	73	14
100	52.6	94.5	8
250	64	150	TBD
500	77.5	177	TBD



Overview

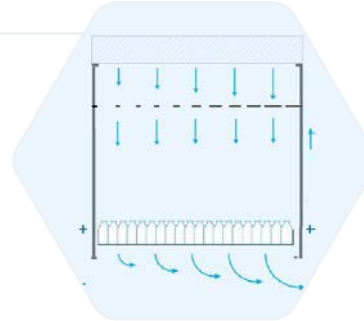
1

Balanced airflow within the hot zone, cool zone and in-feed zone while guaranteeing the thermal process regardless of cleanroom pressure fluctuations up to 50 Pascal.



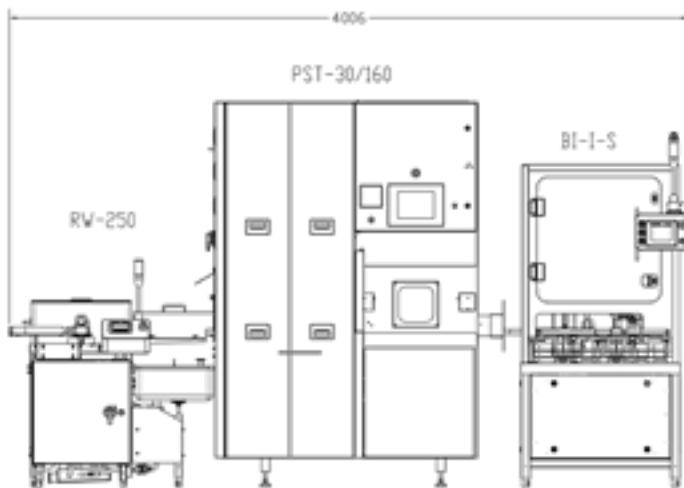
2

Air flow compensation grids balance air velocity across the width of the vial transfer belt providing optimum temperature control.



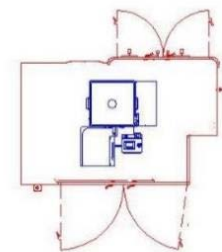
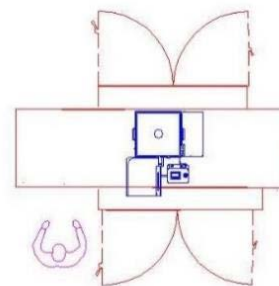
Compact Aseptic Filling Line

Combine the SP i-Dositecno RW-250 vial washer and BI-1-S filling/stopping/capping unit to have a complete aseptic filling line in less than four meters.



Linear Washer
25 L/M

Rotary Washer
25 L/M



2.8-7 L/M

2.8-7 L/M

