

EVW-60 External Vial Washer



Specifications

Dimensions (Length × Depth)	203 cm × 63.5 cm (80 × 25 in)
Working Height	851 mm - 978 mm (33.5 in - 38.5 in)
Washing Enclosure Height	127 cm (50 in)
Frame Enclosure Material	AISI type 304 or 316L stainless steel
Doors/Windows Material	6.35 mm thick glass
Product Contact Parts Material	AISI Type 316 or 316L stainless steel, Acrylic, Delrin, Polycarbonate, or FDA approved acetal polymers
Machine Frame	AISI 304 stainless
Temperature Monitoring	RTD
Pressure Monitoring	Pressure transmitter
In-feed	As an inline system: through a timing screw As a stand-alone system: through an optional rotary in-feed table
Outfeed	Through a timing screw
PLC	Allen Bradley CompactLogix
HMI	Allen Bradley Plus 7
Vial Sizes	2–100 ml
Water Consumption	8–16 L / min utility dependent, 50 °C MAX
Air Consumption	(40) SCFM at 5.2 Bar
Weight	Approximately 220 kg (485 lbs)
Vial Throughput	30–100 VPM

Utility Requirement

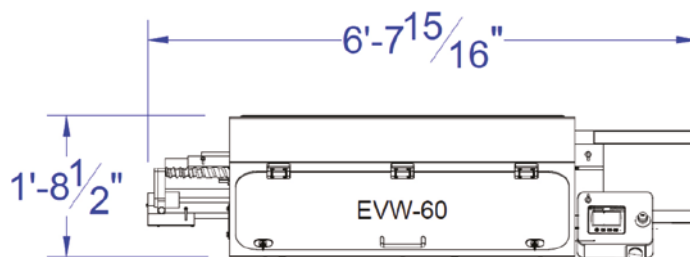
208 volt, three phase, 60 Hz 2.5 kW

Water: 1.5 – 3.5 Bar (Regulated at Machine)

Air: 5.2 Bar



SP i-Dositecno EVW-60 External Vial Washer - Standard Configuration Shown



Additional Options

Change Parts

Rotary Table In-feed

Double Diaphragm Pump For Waste Water

Casters

21 CFR 11 Package

UI Approved Electrical Cabinet

Validation Documentation

Features


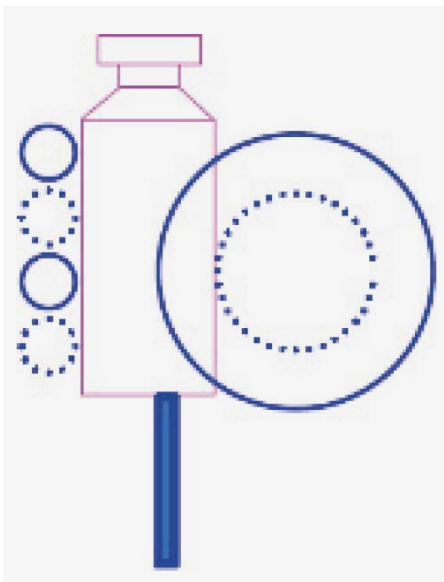


No conveyors are used for vial transport as conveyors are difficult to clean.



The SP i-Dositecno transfer system uses a single feedscrew to move vials across a stationary acetyl copolymer rail. Friction rails hold the vials within the feedscrew pockets, so the vials rotate as they move linearly through the machine.

All surfaces of the vials are exposed to the cleaning and drying processes.



Rinsing is accomplished by low pressure water nozzles, cleaning the vials from the neck down (while they rotate). Additional water nozzles are positioned underneath the vial to clean the vial bottom.

The drying of vials is accomplished by either compressed facility air or by an onboard air blower in the base of the machine (optional). Vials leave the machine visibly dry.



Vials can discharge from the machine onto a conveyor or crowd feed into a tray off collection area.



Watch Video

https://www.youtube.com/watch?v=zfo_WC9kgaE&list=PLDkDgHjkr_sjNXBv_5vl6TLMkNjnpjh6mb&index=17